



16-Channel Digital Input Simulator (SFE-DIS-16R)



Spectro-Flux Digital Input Simulator is a device designed for the functional testing and simulation of Contact Inputs of a Digital Control System such as a PLC or DCS. The Simulator Model SFE-DIS-16R has been provided with 16 Miniature Toggle Switches to simultaneously activate or deactivate 16 No.s of Contact

Outputs. This device could be kept on tabletop, mounted on a 19" industrial rack or stacked along with similar simulators to form a combo-unit of your choice.

The simulator box has 2 No.s of DB25 female connectors (*J1* & *J2*) on the back side for connecting multi-core cables coming from the digital input card. 20-Core, 10-Metre pre-fabricated cables are supplied along with the equipment as optional accessories. The cable has DB25-Male connector on one end for mating with the simulator box. The other end has been stripped-off and provided with cable lugs which could be connected to the standard screw-type terminal blocks of an I/O card. Tag Number Identification Labels could be pasted on a transparent plastic sheet attached in front of the simulator box.

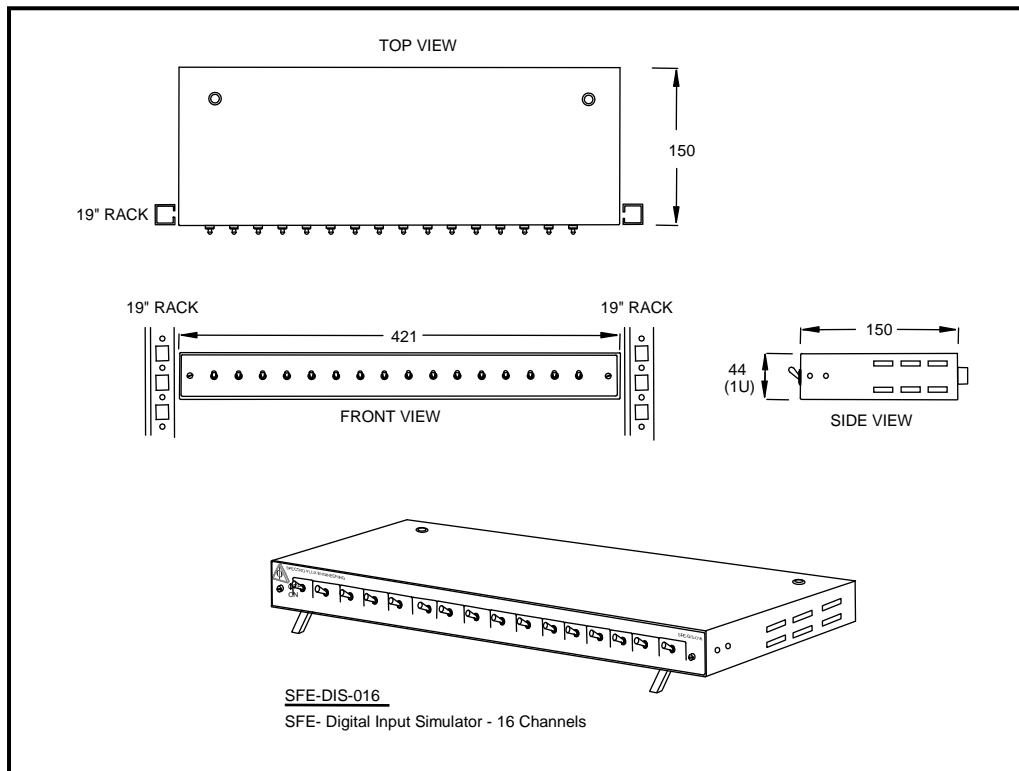
Model SFE-DIS-16R has a built-in 24VDC SMPS to provide a potential in the circuit, if required. A relay switching mechanism will automatically turn-off this power, if it senses a potential coming from the system side.

- Industrial Quality ✧
- PCB Based Design ✧
- Ease of Maintenance ✧
- Stackable ✧
- Desktop Mountable ✧
- 19" Rack Mountable ✧



Accessories shown in the photograph may not be part of the original equipment.

Shunt Resistors are provided across every contact for line-monitoring applications. The factory preset shunt resistance value is 4.7K Ω . The resistance value could be changed to 10K Ω by a set of jumpers provided on the simulator PCB.



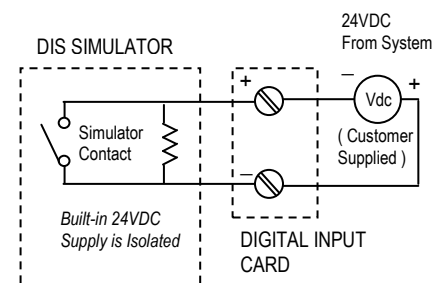
Dimensions in MM

Specifications :

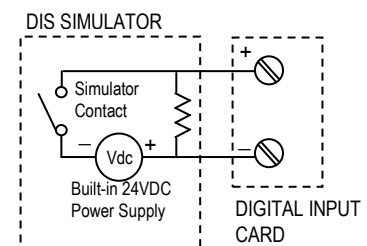
Body : 1.2MM, CRCA, Powder Coated.
 Overall Size : 421MM X 44MM X 150MM
 Color : Silver Ash Grey, HN35M (varies between models)
 Weight : Around 3Kg
 Operating Voltage : 24VDC
 Output connections
 : DB25 Female : 2 No.s
 : 220VAC/24VDC Power Connectors
 Mounting : Table top or 19" Rack mountable
 Environmental : Class G1 (Mild). For internal use only.

Optional Accessories :

Brackets for stacking
 Brackets for 19" rack mounting
 10M, 20Core Test Cable
 19" Pedestal on wheels



SIMULATOR IN DRY CONTACT MODE



SIMULATOR IN WET CONTACT MODE



For Trade Enquiries, please contact :

Spectro-Flux Engineering Pte. Ltd.

#51, Unity Centre, Bukit Batok Crescent, #06-26, Singapore 658077

Phone (65) 6316 4841 Fax (65) 6316 4842

Mobile: (65)9855 9917 / 9855 9937 / 9061 9631

Spectro-Flux Engineering Technologies Pvt. Ltd.

#24, Doddakallasandra, Uttarahalli Hobli, Kanakapura Road,

Bangalore-560 062 INDIA

Regd. Office :

#84, 2nd Main, 3rd Cross, Ganganagar Layout, Bangalore-560 032 INDIA

Tel: (91) 80 2256 0841, Fax: (91) 80 2256 0842

Mobile: (91) 99452 75322 / 9980047018 / 93421 13231 / 98453 47737

e-mail: mail@spectro-flux.com <http://www.spectro-flux.com>